




Timeless design, for generations

JINDARA WOODHEATING
CATALOGUE

SEE JINDARA WOOD HEATERS
IN YOUR HOME. SCAN THE QR CODE
ON YOUR DEVICE

View Sorrento, Pyrenees
and Mallee in your home.



PROUDLY MANUFACTURED
& DESIGNED IN AUSTRALIA





*Quality
Guarantee*

All of our heaters are built to last.
That's why we guarantee all of
our fireboxes to last 10 years.

Classic Australian wood heaters with world-class performance

Immerse yourself in the dynamic range of Jindara woodheaters. Proudly crafted over four generations in country Victoria.

Freestanding Woodheaters

Outback Series	6
Radiant Series	9
Paramount Series	13
Platinum Series	15

Insert Woodheaters

Outback Series	16
Paramount Series	17
Platinum Series	18

Double Sided Range

Double Sided Range	20
--------------------	----

Zero Clearance Installation	22
Elevated Insert Installations	22
Specifications	23



PROUDLY MANUFACTURED
& DESIGNED IN AUSTRALIA



Effortlessly practical...
thoroughly enjoyable



SEE JINDARA WOOD HEATERS
IN YOUR HOME. SCAN THE QR CODE
ON YOUR DEVICE



Look for this icon throughout
the brochure to view our
woodheaters in your room.

Jindara, timeless designs for generations.






Freestanding Outback Series

With clever design features and Jindara's pre-heated primary air technology, the freestanding Outback Series is certain to impress. Loading firewood has never been easier, with the flat-window models encompassing a tall ergonomic pedestal. Should you simply wish to be absorbed by the flickering flames, the elegant bay window models will provide a stunning view.






- ⊕ 3-Speed fan
- ⊕ Firebrick lined
- ⊕ 8mm steel baffle plate
- ⊕ Tall pedestal for easy loading
- ⊕ 10 Year firebox warranty




Riverina 180

		
Capacity 180m ²	Log Width 490mm	Flue Size 150mm
Efficiency 69%†	Emissions 0.9g/kg	Output 14kW‡

Barossa 260

		
Capacity 260m ²	Log Width 545mm	Flue Size 150mm
Efficiency 72%†	Emissions 1.4g/kg	Output 21kW‡

Barwon 320

		
Capacity 320m ²	Log Width 620mm	Flue Size 175mm
Efficiency 65%†	Emissions 1.3g/kg	Output 24kW‡



Sturt

The Jindara Sturt is known all around Australia for its functionality and hardworking nature. This tough as nails radiant style unit has an exceptionally deep firebox, allowing you to fit logs that similar sized units would be envious of. The Sturt also incorporates a radiant cook top for your pots and pans, as well as a raised shelf for simmering. The Jindara Sturt truly is a tireless contributor to any Aussie home.

- ⊕ Boil & simmer on top or back shelf
- ⊕ Firebrick lined
- ⊕ Extra deep firebox for easy loading
- ⊕ 10 Year firebox warranty
- ⊕ Tall pedestal for easy loading

Capacity	Log Width	Flue Size
180m ²	485mm	150mm
Efficiency	Emissions	Output
69%†	1.1g/kg	16kW‡



Pyrenees 300

Capacity	Log Width	Flue Size
300m ²	630mm	150mm
Efficiency	Emissions	Output
65%†	1.3g/kg	17kW‡



Mallee 350

Capacity	Log Width	Flue Size
350m ²	630mm	175mm
Efficiency	Emissions	Output
66%†	0.9g/kg	20kW‡

- ⊕ 3-Speed fan
- ⊕ Firebrick lined
- ⊕ 8mm steel baffle plate
- ⊕ Dual pre-heated primary air
- ⊕ Cool-touch casing
- ⊕ 10 Year firebox warranty






Freestanding Radiant Series

Sure to become a design icon — the sleek and modern Jindara Radiant series provides all the benefits of radiant style wood heating. Perfect for homes with poor insulation or high ceilings, Radiant heaters emit heat directly through the outer surface of the firebox, rapidly warming your space.






- ⊕ Firebrick lined
- ⊕ Dual baffle system featuring 8mm primary baffle
- ⊕ “Boost Air” inlet for easier ignition
- ⊕ Heavy duty cast iron door
- ⊕ 10 Year firebox warranty




Franklin 160

 Capacity 160m ²	 Log Width 480mm	 Flue Size 150mm
Efficiency 70%†	Emissions 1.3g/kg	Output 9kW‡

Townsend 240

 Capacity 240m ²	 Log Width 535mm	 Flue Size 150mm
Efficiency 68%†	Emissions 0.9g/kg	Output 12kW‡

Gawler 320

 Capacity 320m ²	 Log Width 570mm	 Flue Size 150mm
Efficiency 66%†	Emissions 1.0g/kg	Output 14kW‡



Unwind in the vibrant
warmth of a Jindara








Freestanding Paramount Series

The ultra-reliable Paramount series range has been the cornerstone of Jindara Woodheating for years – and it's not hard to see why. These cast-iron lined heaters have been warming Australian homes through the depths of winter for generations, without a hint of fuss.






- ⊕ 3-Speed fan
- ⊕ Cast iron lined
- ⊕ 8mm steel baffle plate
- ⊕ 10 Year firebox warranty
- ⊕ Minimal clearances

Kimberley 240


 Capacity 240m ²	 Log Width 515mm	 Flue Size 150mm
Efficiency 69%†	Emissions 1.0g/kg	Output 13kW‡

Hamersley 300

 Capacity 300m ²	 Log Width 570mm	 Flue Size 150mm
Efficiency 69%†	Emissions 1.2g/kg	Output 16kW‡

Freestanding Platinum Series

Why compromise between classic and modern style! The Platinum Series range is perfect for those looking to invest in a striking centre piece for their home, guaranteeing dependable heat for many winters to come.



- ⊕ Sleek & modern design
- ⊕ 3-Speed fan with thermostatic switch
- ⊕ Cast iron lined
- ⊕ 8mm steel baffle plate
- ⊕ 10 Year firebox warranty
- ⊕ Dual pre-heated primary air
- ⊕ Dual-action handle latch

Tilga Freestanding 260

Grange Freestanding 330



Capacity
260m²



Log Width
540mm



Flue Size
150mm

Efficiency
80%†

Emissions
0.9g/kg

Output
16kW‡



Capacity
330m²



Log Width
595mm



Flue Size
150mm

Efficiency
76%†

Emissions
1.3g/kg

Output
17kW‡



Tilga Modular 260



Capacity
260m²



Log Width
540mm



Flue Size
150mm

Efficiency
80%†

Emissions
0.9g/kg

Output
16kW‡

- ⊕ Sleek & modern design
- ⊕ 1200mm bench option
- ⊕ 3-Speed fan with thermostatic switch
- ⊕ Cast iron lined
- ⊕ 8mm steel baffle plate
- ⊕ 10 Year firebox warranty
- ⊕ Dual pre-heated primary air
- ⊕ Dual-action handle latch

Grange Modular 330



Capacity
330m²



Log Width
595mm



Flue Size
150mm

Efficiency
76%†

Emissions
1.3g/kg

Output
17kW‡

Insert Outback Series

Turn a draughty open fireplace into a highly efficient heat source! Designed with functionality, efficiency and durability in mind, the Outback series inbuilt range will keep you warm through the coldest, darkest winters.



- ⊕ 3-Speed fan
- ⊕ Firebrick lined
- ⊕ 8mm steel baffle plate
- ⊕ 10 Year firebox warranty
- ⊕ Zero clearance compatible

Riverina 160



Capacity

160m²



Log Width

490mm



Flue Size

150mm

Efficiency

72%†

Emissions

0.9g/kg

Output

14kW‡

Barossa 240



Capacity

240m²



Log Width

545mm



Flue Size

150mm

Efficiency

67%†

Emissions

1.5g/kg

Output

17kW‡

Barwon 280



Capacity

280m²



Log Width

620mm



Flue Size

175mm

Efficiency

65%†

Emissions

1.4g/kg

Output

21kW‡



Insert




Paramount Series

The Paramount Series has been the cornerstone of Jindara Woodheating for many years and for good reason. These cast-iron lined woodheaters with a simple traditional design can be trusted to keep your home warm on even the coldest of winter nights, year after year.






- ⊕ 3-Speed fan
- ⊕ Cast iron lined
- ⊕ 8mm steel baffle plate
- ⊕ 10 Year firebox warranty
- ⊕ Zero clearance compatible

Kimberley 220

 Capacity 220m ²	 Log Width 515mm	 Flue Size 150mm
Efficiency 65%†	Emissions 0.3g/kg	Output 12kW‡

Hamersley 260

 Capacity 260m ²	 Log Width 570mm	 Flue Size 150mm
Efficiency 64%†	Emissions 1.0g/kg	Output 15kW‡



Insert Platinum Series

The apex of Australian wood heating! This visually striking series offers the very best of Jindara design, functionality and endeavour. Their narrow fascia's allow the heater to sit neatly within your wall or fireplace. Take comfort as the warmth is generously distributed throughout your home.





Tilga 240

 Capacity 240m ²	 Log Width 540mm	 Flue Size 150mm
Efficiency 74%†	Emissions 1.0g/kg	Output 12kW‡

Grange 300

 Capacity 300m ²	 Log Width 585mm	 Flue Size 150mm
Efficiency 68%†	Emissions 1.4g/kg	Output 15kW‡

- ⊕ Sleek & modern design
- ⊕ 3-Speed fan with thermostatic switch
- ⊕ Cast iron lined
- ⊕ 8mm steel baffle plate
- ⊕ 10 Year firebox warranty
- ⊕ Dual pre-heated primary air
- ⊕ Dual-action handle latch
- ⊕ Zero Clearance option features "flush-fit" fascia (3mm)

Double Sided Range

These heaters truly provide a heart for any home. Whether you're looking for a powerful heating source, a luxurious centrepiece, or the flamed vitality of a wood burning heater - this range gives incredible flexibility and warmth in multiple rooms (capable of heating up to 420m²). For further double sided range installation options, such as dual room functionality, speak to your local dealer, or download the Double Sided Reference guide at www.jindara.com.au



Spectre 420 (Freestanding)

- ⊕ 2x 3-speed fans with thermostatic switch
- ⊕ Cast iron lined
- ⊕ 8mm steel baffle plate
- ⊕ 10 Year firebox warranty
- ⊕ Dual-action handle latch
- ⊕ Dual pre-heated primary air
- ⊕ Through-wall options available

Capacity	Log Width	Flue Size
420m ²	585mm	175mm
Efficiency	Emissions	Output
62%†	1.2g/kg	25+kW‡



Spectre 420 (Modular)

- ⊕ 2x 3-speed fans with thermostatic switch
- ⊕ Cast iron lined
- ⊕ 8mm steel baffle plate
- ⊕ 10 Year firebox warranty
- ⊕ Dual-action handle latch
- ⊕ Dual pre-heated primary air
- ⊕ 1200mm bench option

Capacity	Log Width	Flue Size
420m ²	530mm	175mm
Efficiency	Emissions	Output
62%†	1.2g/kg	25+kW‡



Spectre 400 (Insert)

- ⊕ 2x 3-speed fans with thermostatic switch
- ⊕ Cast iron lined
- ⊕ 8mm steel baffle plate
- ⊕ 10 Year firebox warranty
- ⊕ Dual-action handle latch
- ⊕ Dual pre-heated primary air
- ⊕ Masonry installation only

Capacity	Log Width	Flue Size
400m ²	530mm	175mm
Efficiency	Emissions	Output
62%†	1.2g/kg	25+kW‡

From our family to yours...

After WWII and seeking new opportunities, Frank Gason, his wife Jean and their young family moved from Geelong to Ararat, Victoria and started AF Gason Pty Ltd. For over three quarters of a century since, continuous generations of the Gason family have been living and working in this Rural City, with their presence remaining strongly felt in the community to this day. Of course, as the Company grew and became one of the largest regional employers in the area, the Gason name has become recognised not only locally but also nationally and internationally.

With core values of honesty, respect and openness, the family have endeavoured to ensure that the wellbeing of their staff, their families and the community in which they live and work is paramount. Whenever practically possible, the importance of achieving a positive work/life balance is considered in the daily operations of the Company – in fact one of the business's operational rules is to value family life within the community! From supporting local churches, schools, sport clubs and community groups through finance, advice, leadership, and participation, the Gason family have certainly settled and, are committed to this great part of country Victoria.

A family and business that have always strived to ensure the sustainability of employment through good times and bad whilst demonstrating integrity, ethical conduct, honesty and fairness in all their business dealings, the Gason family desire to provide employees with challenges, opportunities, and personal satisfaction whilst recognising their value and contribution.


From the humble beginnings of the motor trimming business in January 1946, many members of the Gason clan have worked permanently or on a part-time basis in the business. At the time of publication, 5 members of the family, spanning 4 generations, fulfil prominent roles with the manufacturer:

- Les Gason** *Chairman of the Board of Directors*
- Greg Gason** *Agricultural Division Manager Director*
- Wayne Gason** *Managing Director*
- Morgan Gason** *Heater Division Manager*
- Riley Gason** *Industrial Services Engineer*


Highly capable in their own specific fields, with over 150 years of experience shared between them, the Gason family members are proud of the business's heritage and are committed to continue conceptualising, designing, manufacturing and assembling high quality wood heaters tailored for the Australian market – timeless products that are designed for living and made for generations.



Frank Gason founded AF Gason Pty Ltd in 1946



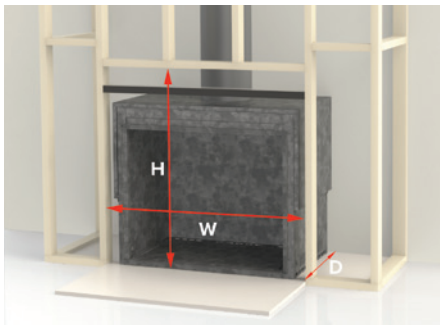
Gason Tractor Cabin Assembly line, circa 1950s



Zero Clearance Installation

Don't have a brick chimney, but love the sleek look of a Jindara Insert? All of the Jindara Inserts (exc. double sided range) are Zero Clearance Install compatible using the relevant Jindara Zero Clearance Cabinet. This allows for a broader range of ways to incorporate a Jindara Insert heater into your living space.

Step 1



Step 2



Step 3



Minimum Zero Clearance Framing Dimensions

Model	H	W	D
Riverina, Barossa	810	916	565
Kimberley, Hamersley	1063	1036	595
Barwon	868	1035	570
Tilga	1000	915	635
Grange	1000	1055	610

Specifications detail minimum framework opening (inclusive of clearance from Zero Box to combustible framework)

A Zero Clearance Cabinet allows for safe installation into timber framework with minimal clearances to the unit. Once your framework is built, it is as simple as cladding the front face with a cement sheet or equivalent, and your Jindara Insert heater is safely installed as a focal point to your room.

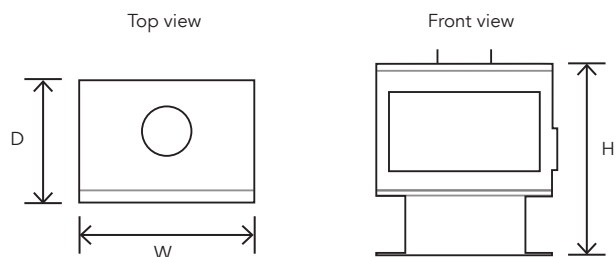
Minimum framing dimensions are an indicative guide only. **DO NOT** begin any construction prior to consulting the full Zero Clearance Installation guide for the relevant unit. Full Installation instructions available at www.jindara.com.au

Elevated Insert Installations

Raising your Jindara Insert installation above floor level? You may be able to reduce your minimum hearth depth to 300mm. Refer to the following table as a guide on how high your unit must be raised to achieve the reduced hearth depth.



	REF	RIVERINA		BAROSSA		BARWON		KIMBERLEY		HAMERSLEY		TILGA		GRANGE	
Hearth width	X	890mm (min.)		950mm (min.)		1035mm (min.)		940mm (min.)		1000mm (min.)		945mm (min.)		1000mm (min.)	
Hearth raised	Y	0mm	155mm (min.)	0mm	132mm (min.)	0mm	197mm (min.)	0mm	175mm (min.)	0mm	205mm (min.)	0mm	175mm (min.)	0mm	140mm (min.)
Hearth depth from front of fascia	Z	530mm (min.)	300mm (min.)	510mm (min.)	300mm (min.)	610mm (min.)	300mm (min.)	550mm (min.)	300mm (min.)	600mm (min.)	300mm (min.)	520mm (min.)	300mm (min.)	550mm (min.)	300mm (min.)



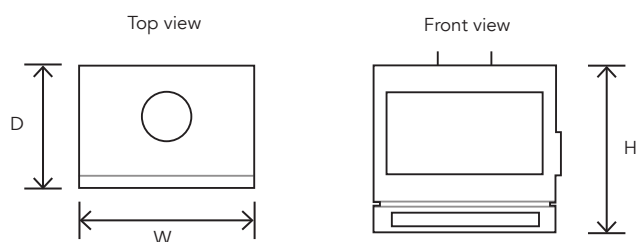
Freestanding Specifications

ALL HEATERS ARE METALLIC BLACK AS STANDARD

Dimensions & clearances	Flue type	Overall dimensions width/height/depth			Back of Woodheater to Flue Centre	Clearance to Combustibles			Minimum hearth size width/depth/thickness			
		W	H	D	mm	Rear	Side	Corner	W	D	T	mm in front of unit
Franklin	Perforated	585	680	434	173	225*	725	425 / 350**	780	930	18	500
Franklin	Half Shield	585	680	434	173	225	725	450 / 350**	780	930	18	500
Townsend	Perforated	640	730	502	176	250*	750	500 / 350**	820	1060	24	550
Townsend	Half Shield	640	730	502	176	300	825	475 / 300**	820	1060	24	550
Gawler	Perforated	675	770	557	196	200*	825	550 / 425**	820	1140	30	600
Gawler	Half Shield	675	770	557	196	350	900	575 / 475**	820	1140	30	600
Riverina	Perforated	650	800	508	180	125*	325	150*	890	960	12	400
Barossa	Perforated	710	937	570	180	150*	400	175*	950	1050	18	400
Barwon	Perforated	782	1008	570	180	150*	450	200*	1020	1100	20	450
Pyrenees	Perforated	775	795	595	165	100	330	50	1170	1020	4	300
Mallee	Perforated	850	825	620	180	100*	425	100*	960	1075	6	450
Sturt	Perforated	610	710	650	175	50	550	170	770	910	9	300
Kimberley	Perforated	707	760	570	185	100	250	25	940	940	9	300
Kimberley	Half Shield	707	760	570	185	150	425	150	940	940	9	300
Hammersley	Perforated	770	787	570	200	100*	450	50	1000	1100	24	530
Hammersley	Half Shield	770	787	570	200	125	475	225	1000	1090	24	520
Tilga	Solid/Perforated	690	765	548	205	155/50*	325	50/75*	945	1000/895	9	300
Grange	Solid/Perforated	748	828	548	205	50*	325	50*	1000	895	9	300
Spectre	Solid/Perforated	695	765	745	N/A	N/A	330	N/A	940	1590	6	460

*Standard flue shield kit must be installed to achieve minimum rear wall clearance (included in woodheaters, excluding Franklin, Townsend, Gawler)

**Requires additional side wing heat shields to achieve minimum corner clearance (purchased separately)

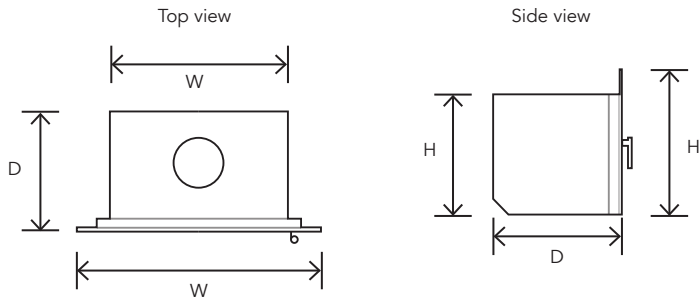


Modular Specifications

ALL HEATERS ARE METALLIC BLACK AS STANDARD

Dimensions & clearances	Flue type	Overall dimensions width/height/depth			Back of Woodheater to Flue Centre	Clearance to Combustibles			Minimum hearth size width/depth/thickness			
		W	H	D	mm	Rear	Side	Corner	W	D	T	mm in front of unit
Tilga	Solid/Perforated	690	635	548	205	155/50*	325	50/75*	945	1005/900	140	330
Grange	Solid/Perforated	748	676	548	205	50*	325	50*	1000	895	140	330
Spectre	Solid/Perforated	695	653	745	N/A	N/A	475	N/A	940	1890	32	570
Tilga w/ Bench	Solid/Perforated	690	635	548	205	155/50*	325	50/75*	945	1005/900	9	330
Grange w/ Bench	Solid/Perforated	748	676	548	205	50*	325	50*	1000	895	9	330
Spectre w/ Bench	Solid/Perforated	695	653	745	N/A	N/A	475	N/A	940	1375	6	330
Tilga/Grange Bench	-	1200	280	550	-	-	-	-	-	-	-	-

*Standard flue shield kit must be installed to achieve rear wall clearance (included in woodheater)



Insert Specifications

ALL HEATERS ARE METALLIC BLACK AS STANDARD

Dimensions & clearances	Overall dimensions width/height/depth			Rear casing dimensions			Clearance to combustibles — from base of appliance			Minimum hearth size				Back of fascia to flue centre
										Masonry installation		ZCC install		
Insert Models	W	H	Fascia Depth	W	H	D	Side	To Mantle Shelf	To Breast Plate	W	D	T	mm in front of ZCB***	mm
Riverina	882	750	42	570	595	365	50	1100	1040	890	530*	12	570*	232
Barossa	922	758	42	631	635	430	50	1390	1340	950	510*	12	550*	296
Barwon	994	828	42	700	706	430	50	1545	1545	1035	610*	18	650*	295
Kimberley	950	740	65	605	600	440	25	1170	1080	940	550*	18	610*	290
Hamersley	1010	750	105	665	630	430	150	1225	975	1000	600*	18	705*	257
Tilga Masonry	855	640	16	751	595	484	55	1500**	1410	945	550*	18	550*	326
Tilga ZC	850	674	3	Refer to ZC Install Guide			55	1500**	1410	945	N/A	18	550*	N/A
Grange Masonry	935	705	16	808	651	484	35	1500**	1410	1000	520*	18	520*	326
Grange ZC	930	736	3	Refer to ZC Install Guide			35	1500**	1410	1000	N/A	18	520*	N/A
Spectre	875	692	16	751	644	708	205	1127	1127	940	1890*	32	570*	354

* Minimum hearth depth in front of unit can be reduced by raising the appliance above combustible materials (Consult your local dealer and/or page 22 of this brochure)

** Mantle deflector required to achieve mantle clearance (included with woodheater)

*** Hearth must also be installed beneath ZCC - refer to install guide for exact specifications

Notes: ‡ All KW Outputs quoted are Peak Power. † All Efficiencies quoted are Peak Efficiency %. All dimensions are in mm. Dimensions and clearances shown are for reference only. Refer to the Owner's Manual for exact specifications prior to installation.

All information in this brochure was correct at the time of printing, June 2022, however Jindara Woodheating reserves the right to change specifications without notice. Colours shown are as close as printing method allow. Installation should be carried out by a qualified installer. All fireplace inserts must be installed into a masonry chimney or Jindara Zero Clearance Cabinet, and be fully flued.

Your local Jindara dealer



AF Gason Pty Ltd
 Phone: 03 9763 2700
 Fax: 03 9763 0836
 heating@gason.com.au

www.jindara.com.au